

Signify Classified - Internal  
Cooper Lighting Solutions Photometric Lab  
1121 Highway 74 South  
Peachtree City, GA 30269



Scaled data based on original data using  
LM-79-08 Approved Method: Electrical and Photometric Measurements of Solid-  
State Lighting Products

Test Report Prepared for  
Cooper Lighting Solutions  
(formerly Eaton)

Brand: INVUE

Report Number: P868749

Luminaire Tested: **EMM2-HTN-SA2B-740-U-T5W**

Issue Date: 08/22/2024



**Test Information**

Test Method: LM-79-08  
Report Number: P868749  
Test Lab: INNOVATION CENTER(G3)  
Issue Date: 08/22/2024  
Manufacturer: COOPER LIGHTING SOLUTIONS (FORMERLY EATON)  
Product Line: INVUE  
Catalog Number: EMM2-HTN-SA2B-740-U-T5W  
Description: EPIC MODERN TALL HOUSING DISCRETE LED ARRAYS 100W 70CRI 4000K  
FIXTURE w/ TYPE V SQUARE WIDE DISTRIBUTION OPTIC  
Light Source: (20) 4000K CCT, 70 CRI LEDS  
Ballast/Driver: ELECTRONIC DRIVER

**Summary**

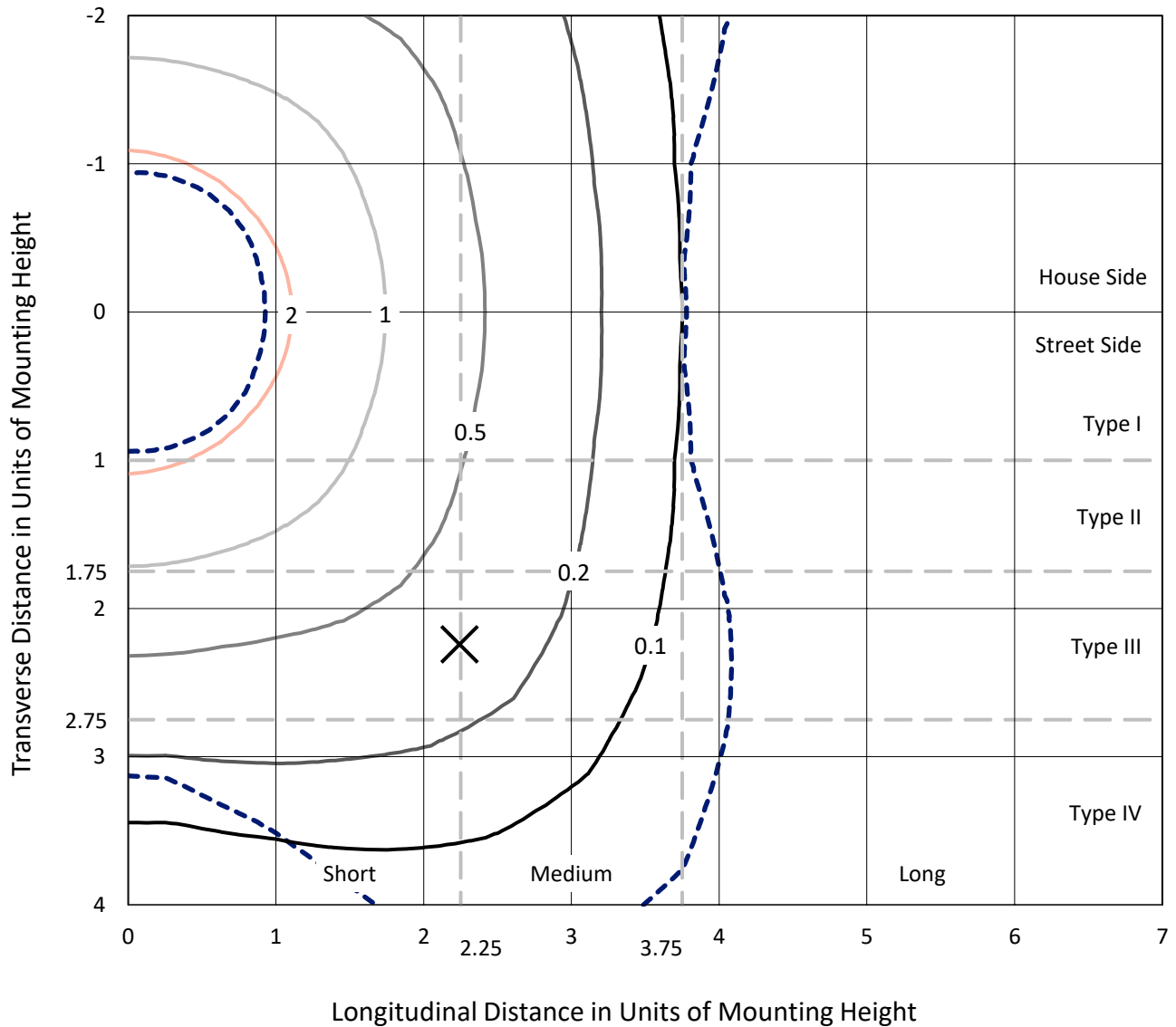
Lumens per Lamp: N/A  
Luminaire Lumens: 13263 lumens  
Efficiency: N/A  
Efficacy: 147.4 lumens/watt  
Luminous Opening: Rectangular (W 0.67' x L: 0.33' x H: 0')  
IES Classification: Type V - Short  
BUG Rating: B4 - U0 - G2

Input Watts (W): 90  
Input Voltage (V): 120  
Input Current (A<sub>in</sub>): NR  
Voltage Rise (V): NR  
Power Factor: 0.99  
Total Harmonic Distortion (THDi): 6.20%  
Frequency (hertz): 60  
Stabilization Time: NR  
Operation Time: NR  
Ambient Temperature (°C): NR  
Test Distance: 24 FT

REPORT NUMBER: P868749  
 CATALOG NUMBER: EMM2-HTN-SA2B-740-U-T5W

### Iso-Footcandle Lines of Horizontal Illumination

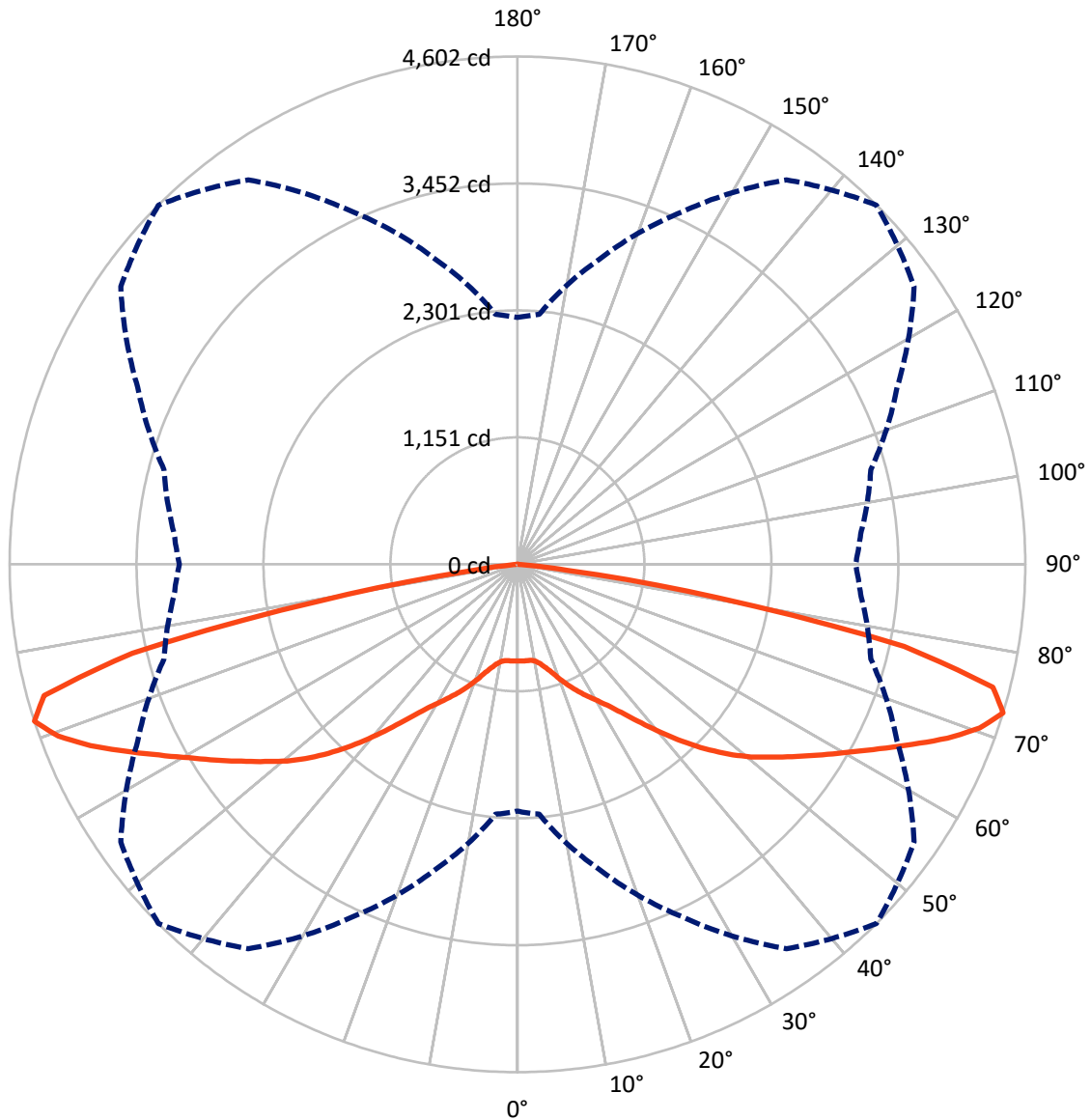
× Max cd  
 - - - 1/2 Max cd



Based on 20 foot mounting height. Maximum calculated value = 2.4 fc  
 Type V - Short - N/A

REPORT NUMBER: P868749  
CATALOG NUMBER: EMM2-HTN-SA2B-740-U-T5W

### Luminous Intensity Polar Plot



— Vertical Plane Through 45-Deg Lateral    - - - Horizontal Cone Through 72.5-Deg Vertical

REPORT NUMBER: P868749  
 CATALOG NUMBER: EMM2-HTN-SA2B-740-U-T5W

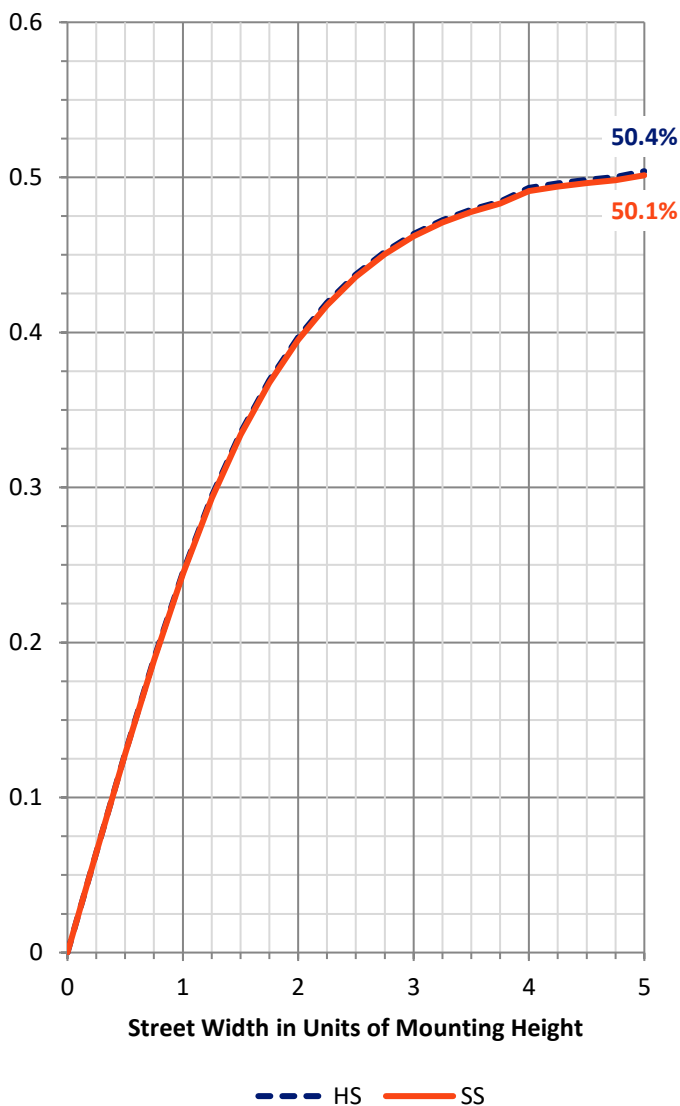
**FLUX DISTRIBUTION:**

		Downward	Upward	Total
<b>House Side</b>	Lumens	6631.5	0.0	6631.5
	% Fixture	50.0	0.0	50.0
<b>Street Side</b>	Lumens	6631.5	0.0	6631.5
	% Fixture	50.0	0.0	50.0
<b>Total</b>	Lumens	13263.0	0.0	13263.0
	% Fixture	100.0	0.0	100.0

**ZONAL LUMENS:**

Zone	Lumens	% Fixture
0°-10°	83.9	0.6
10°-20°	280.1	2.1
20°-30°	577.9	4.4
30°-40°	1063.9	8.0
40°-50°	1870.5	14.1
50°-60°	2712.9	20.5
60°-70°	3536.6	26.7
70°-80°	2939.8	22.2
80°-90°	197.4	1.5
90°-100°	0.0	0.0
100°-110°	0.0	0.0
110°-120°	0.0	0.0
120°-130°	0.0	0.0
130°-140°	0.0	0.0
140°-150°	0.0	0.0
150°-160°	0.0	0.0
160°-170°	0.0	0.0
170°-180°	0.0	0.0
0°-90°	13263.0	100.0
0°-180°	13263.0	100.0

**Coefficient of Utilization**



REPORT NUMBER: P868749

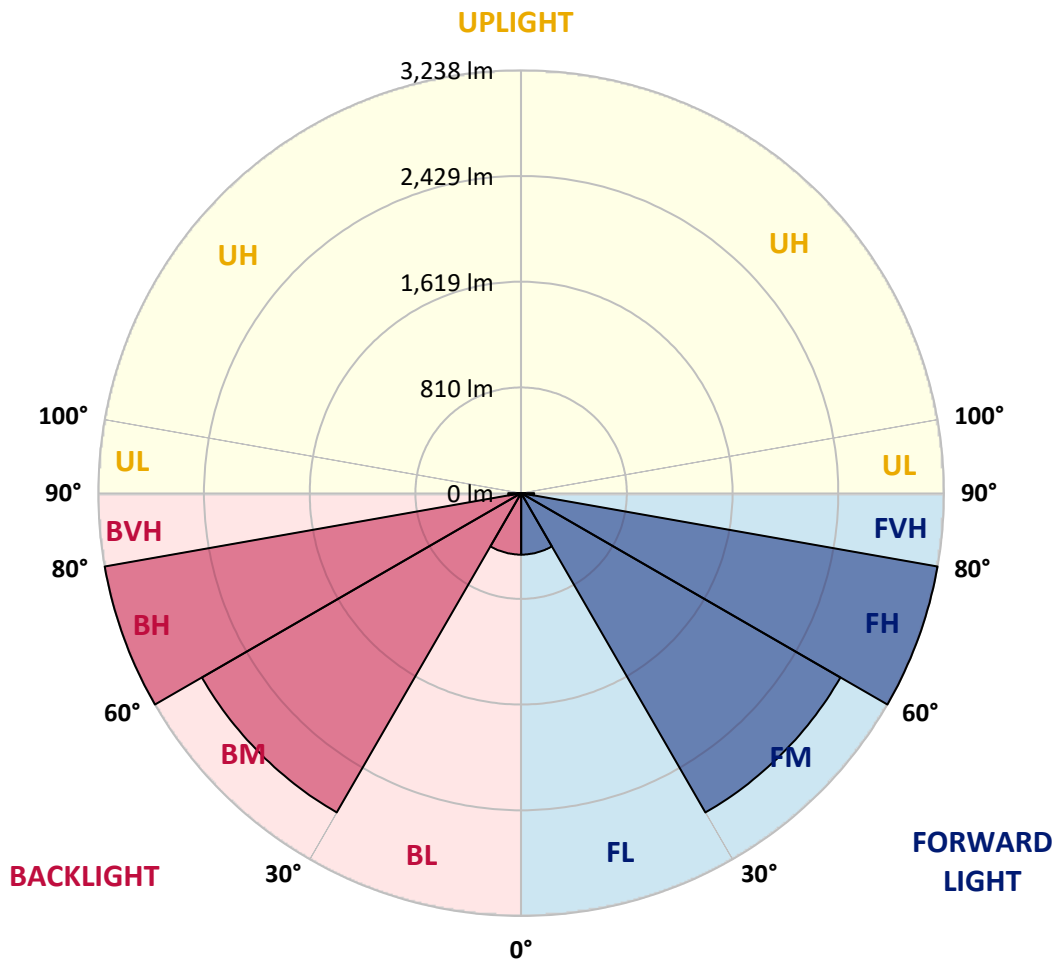
CATALOG NUMBER: EMM2-HTN-SA2B-740-U-T5W

**LUMINAIRE CLASSIFICATION SYSTEM LUMEN TABLE AND BUG RATING:**

Zone	Lumens	% Fixture	Zone Rating/Lumen Limit		
			B	U	G
FL (0°-30°)	470.9	3.6			
FM (30°-60°)	2823.7	21.3			
FH (60°-80°)	3238.2	24.4			G2/5000
FVH (80°-90°)	98.7	0.7			G1/100
BL (0°-30°)	470.9	3.6	B1/500		
BM (30°-60°)	2823.7	21.3	B3/5000		
BH (60°-80°)	3238.2	24.4	B4/5000		G2/5000
BVH (80°-90°)	98.7	0.7			G1/100
UL (90°-100°)	0.0	0.0		U0/0	
UH (100°-180°)	0.0	0.0		U0/0	

**BUG Rating: B4-U0-G2**

Type V Short





REPORT NUMBER: P868749

CATALOG NUMBER: EMM2-HTN-SA2B-740-U-T5W

**CANDELA DISTRIBUTION (FULL):**

	0°	5°	15°	25°	35°	45°	55°	65°	75°	85°	90°
0°	875.6	875.6	875.6	875.6	875.6	875.6	875.6	875.6	875.6	875.6	875.6
2.5°	872.8	874.2	874.2	874.2	875.6	877.0	878.3	879.7	882.5	883.8	883.8
5°	877.0	875.6	874.2	877.0	877.0	877.0	878.3	879.7	879.7	879.7	881.1
7.5°	872.8	874.2	872.8	872.8	877.0	878.3	877.0	875.6	875.6	877.0	877.0
10°	888.0	886.6	885.2	885.2	889.3	890.7	889.3	888.0	888.0	890.7	890.7
12.5°	922.3	925.1	916.8	916.8	922.3	925.1	920.9	919.6	920.9	923.7	923.7
15°	975.9	974.6	969.1	963.6	969.1	973.2	967.7	964.9	966.3	973.2	967.7
17.5°	1035.0	1036.4	1030.9	1025.4	1029.5	1035.0	1026.8	1019.9	1021.3	1024.0	1021.3
20°	1101.0	1099.6	1098.3	1098.3	1106.5	1113.4	1101.0	1084.5	1080.4	1077.6	1077.6
22.5°	1149.1	1153.2	1154.6	1167.0	1186.2	1193.1	1176.6	1154.6	1138.1	1129.9	1124.4
25°	1224.7	1220.6	1217.8	1231.6	1260.5	1272.8	1252.2	1222.0	1205.5	1204.1	1208.2
27.5°	1293.4	1293.4	1298.9	1312.7	1340.2	1352.6	1334.7	1304.4	1296.2	1296.2	1292.1
30°	1382.8	1378.7	1384.2	1407.5	1428.2	1436.4	1421.3	1400.7	1393.8	1393.8	1386.9
32.5°	1487.3	1488.6	1496.9	1512.0	1532.6	1534.0	1528.5	1518.9	1514.8	1510.6	1517.5
35°	1646.7	1646.7	1644.0	1655.0	1660.5	1663.2	1666.0	1661.8	1661.8	1661.8	1656.3
37.5°	1844.6	1833.6	1832.3	1822.6	1815.8	1822.6	1835.0	1848.8	1859.8	1852.9	1850.1
40°	2041.2	2035.7	2019.2	2004.1	1998.6	2001.3	2016.5	2045.3	2057.7	2057.7	2068.7
42.5°	2252.9	2241.9	2221.3	2203.4	2188.3	2192.4	2206.1	2241.9	2269.4	2281.7	2276.2
45°	2442.6	2432.9	2412.3	2395.8	2384.8	2383.5	2401.3	2424.7	2461.8	2472.8	2481.1
47.5°	2604.8	2597.9	2580.0	2563.5	2567.7	2569.0	2574.5	2595.1	2625.4	2640.5	2639.1
50°	2736.7	2731.2	2714.7	2721.6	2732.6	2743.6	2736.7	2750.5	2769.7	2776.6	2782.1
52.5°	2857.7	2849.4	2838.4	2850.8	2879.7	2901.7	2905.8	2896.2	2901.7	2905.8	2901.7
55°	2977.3	2967.6	2964.9	2986.9	3030.9	3072.1	3068.0	3040.5	3033.6	3025.4	3021.3
57.5°	3074.9	3068.0	3079.0	3116.1	3201.3	3256.3	3238.4	3175.2	3147.7	3128.5	3123.0
60°	3136.7	3135.3	3160.1	3246.7	3375.9	3452.9	3424.0	3315.4	3253.6	3235.7	3227.4
62.5°	3169.7	3171.1	3215.1	3369.0	3575.2	3679.7	3628.8	3462.5	3366.3	3348.4	3351.1
65°	3199.9	3195.8	3253.6	3472.1	3791.0	3932.6	3863.9	3639.8	3499.6	3463.9	3463.9
67.5°	3221.9	3226.1	3312.7	3575.2	4001.3	4203.4	4103.0	3828.1	3642.5	3588.9	3582.1
70°	2944.3	2984.1	3254.9	3643.9	4167.6	4442.5	4310.6	3943.6	3648.0	3495.5	3480.4
72.5°	2236.4	2273.5	2859.1	3521.6	4252.8	4602.0	4387.6	3796.5	3315.4	3121.6	3063.9
75°	1474.9	1501.0	2130.5	3076.2	4016.4	4450.8	3995.8	3270.0	2610.3	2358.7	2373.8
77.5°	657.0	740.9	1358.1	2400.0	3308.5	3582.1	3047.4	2230.9	1594.5	1349.8	1323.7
80°	274.9	301.0	512.7	1279.7	1917.5	1835.0	1297.6	747.8	475.6	369.8	357.4
82.5°	79.7	82.5	101.7	221.3	390.4	459.1	276.3	140.2	133.3	105.8	97.6
85°	5.5	5.5	8.2	13.7	19.2	31.6	35.7	41.2	46.7	39.9	39.9
87.5°	2.7	2.7	2.7	4.1	4.1	5.5	4.1	4.1	4.1	4.1	4.1
90°	0.0	0.0	0.0	0.0	0.0	0.0	0.0	0.0	0.0	0.0	0.0

LM-79-2019: Approved Method: Electrical and Photometric Measurements of Solid-State Lighting Products

Report Prepared for

Cooper Lighting Solutions

Streetworks

Report Number: SP1-2407-157-5

Test Date: 08/07/2024

Luminaire Tested: MEM2-HTN-SA-40-740-U-5WQ-2

Data in this report applies to families of products including MEM2-HTN-SA-40-740-U-5WQ-2



**Test Information**

Test Method: LM-79-2019  
 Report Number: SP1-2407-157-5  
 Test Lab: COOPER LIGHTING SOLUTIONS  
 Photometer: SP1 - 76IN SPHERE  
 Measurement Geometry: 4π  
 Issue Date: 08/20/2024  
 Manufacturer: COOPER LIGHTING SOLUTIONS  
 Product Line: Streetworks  
 Catalog Number: **MEM2-HTN-SA-40-740-U-5WQ-2**  
 Description: Epic Modern Light Square 40W 5WQ Optic and Flare Trim

**Spectral Parameters**

CCT (K): 3915  
 CIE u': 0.2262  
 CIE v': 0.5044  
 Duv: 0.0010  
 CIE x: 0.3850  
 CIE y: 0.3816  
 CIE z: 0.2334  
 Peak Wavelength (nm): 449  
 Dominant Wavelength (nm): 578  
 Purity: 30.05482  
 R<sub>f</sub>: 73.2  
 R<sub>g</sub>: 93.9

CRI (Ra):	71.0		
R1:	67.6	R9:	-38.4
R2:	78.3	R10:	48.9
R3:	87.1	R11:	65.3
R4:	69.7	R12:	40.4
R5:	67.4	R13:	69.3
R6:	69.3	R14:	92.6
R7:	79.7	R15:	59.9
R8:	48.7		



**Test Conditions**

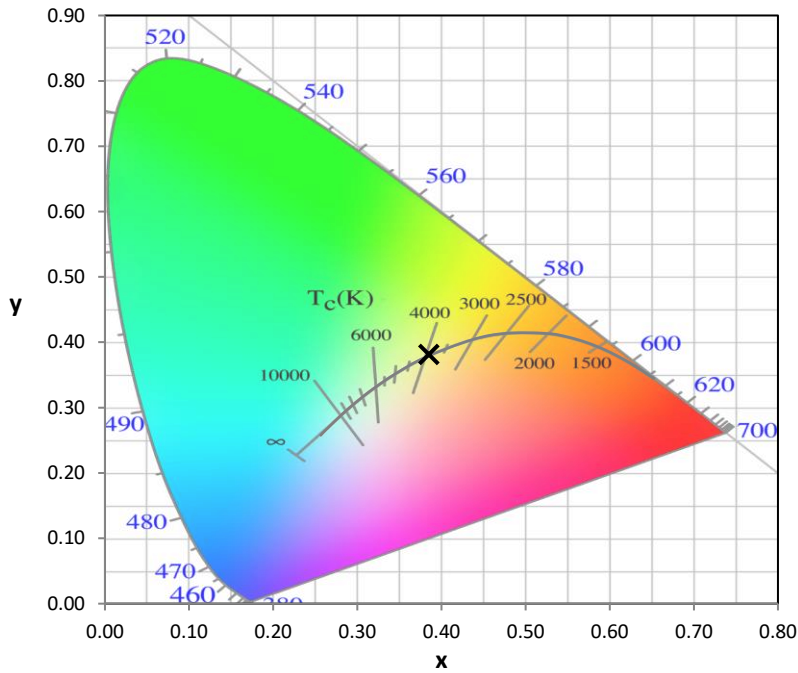
Stabilization Time: 21M  
 Operation Time: 1H 21M  
 Sphere Temperature (°C): 24.2

REPORT NUMBER: SP1-2407-157-5

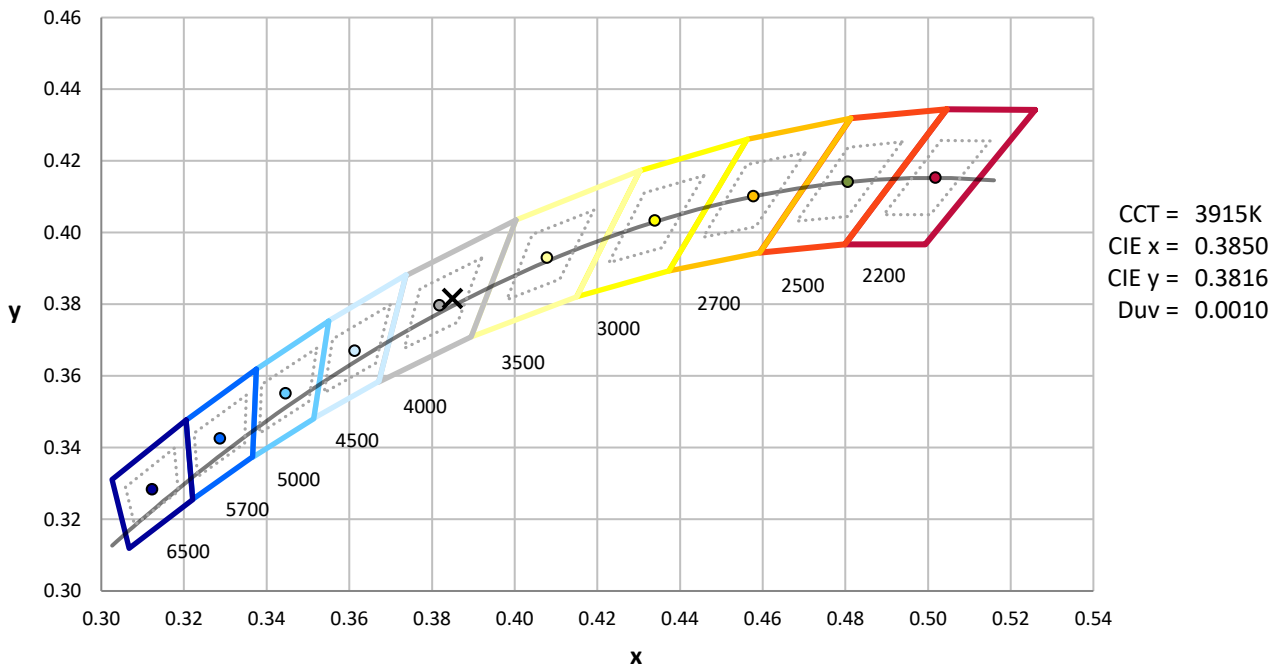
Measurement and Test Equipment			
Instrument	Identification Number	Calibration Date	Calibration Due Date
Photometer	IN0058	6/18/2024	12/18/2024
Power Meter	INXT2011004	2/8/2024	2/8/2025
AC Power Source	IN0063	10/24/2023	10/24/2024
DC Power Source	IN0208	10/24/2023	10/24/2024
Sphere Thermometer	IN0085	10/24/2023	10/24/2024
Room Thermometer	IN0046	10/24/2023	10/24/2024

REPORT NUMBER: SP1-2407-157-5

**CIE 1931 Chromaticity Diagram**



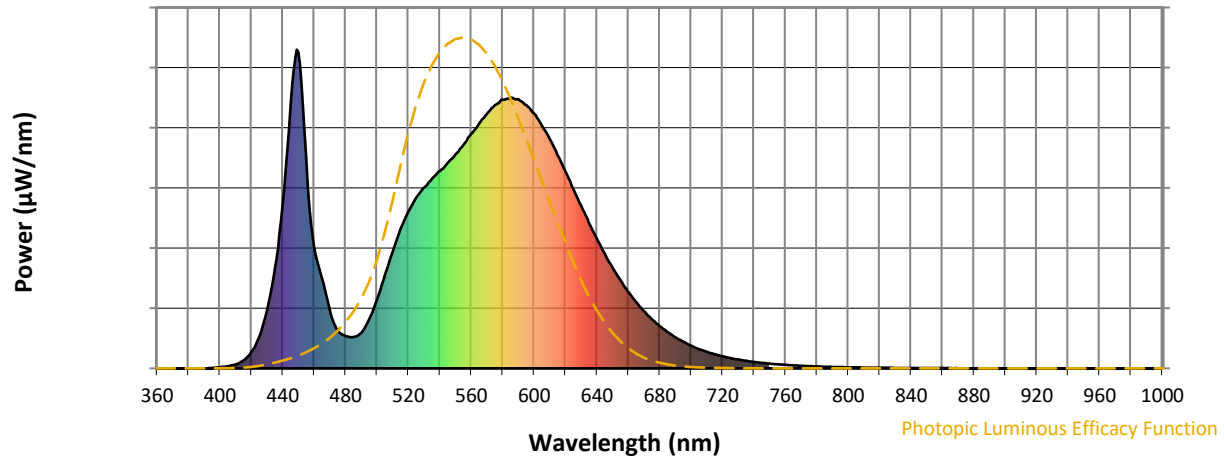
**CIE 1931 Chromaticity Diagram with 2017 ANSI 7-Step and 4-Step Quadrangles**



Point lies inside the ANSI 4000K 4-step quadrangle

REPORT NUMBER: SP1-2407-157-5

**Photopic Flux vs. Wavelength**

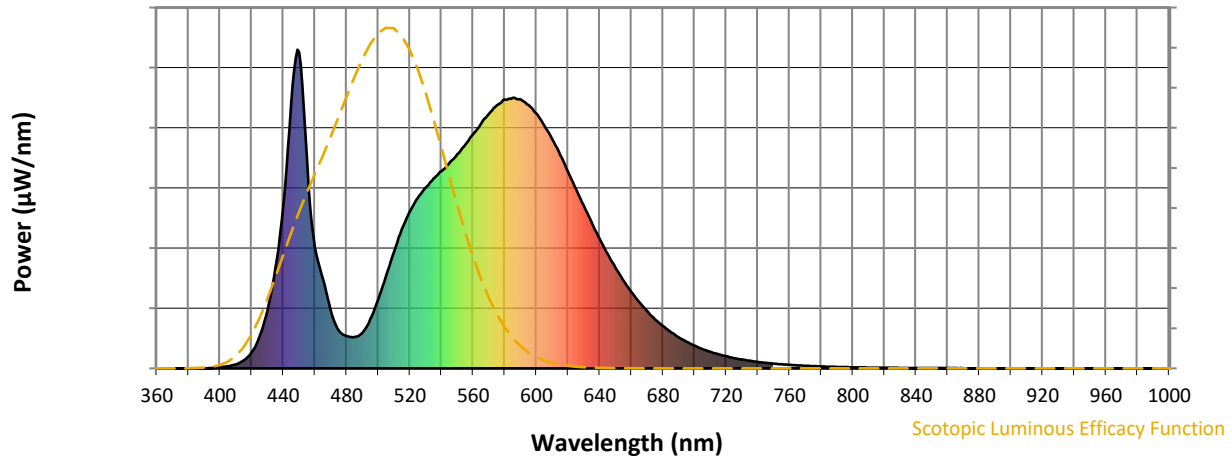


**Photopic Lumens: NR**

λ (nm)	Power W <sup>^</sup> /nm	Lumens (φ/nm)	λ (nm)	Power W <sup>^</sup> /nm	Lumens (φ/nm)	λ (nm)	Power W <sup>^</sup> /nm	Lumens (φ/nm)	λ (nm)	Power W <sup>^</sup> /nm	Lumens (φ/nm)	λ (nm)	Power W <sup>^</sup> /nm	Lumens (φ/nm)
360	0	NR	490	112	NR	620	618	NR	750	15	NR	880	0	NR
365	0	NR	495	153	NR	625	563	NR	755	13	NR	885	0	NR
370	0	NR	500	216	NR	630	510	NR	760	11	NR	890	0	NR
375	0	NR	505	291	NR	635	456	NR	765	9	NR	895	0	NR
380	0	NR	510	366	NR	640	407	NR	770	8	NR	900	0	NR
385	0	NR	515	436	NR	645	359	NR	775	7	NR	905	0	NR
390	0	NR	520	492	NR	650	316	NR	780	6	NR	910	0	NR
395	2	NR	525	536	NR	655	277	NR	785	5	NR	915	0	NR
400	4	NR	530	567	NR	660	240	NR	790	4	NR	920	0	NR
405	7	NR	535	596	NR	665	208	NR	795	4	NR	925	0	NR
410	12	NR	540	619	NR	670	179	NR	800	3	NR	930	0	NR
415	25	NR	545	644	NR	675	154	NR	805	3	NR	935	0	NR
420	51	NR	550	671	NR	680	133	NR	810	3	NR	940	0	NR
425	100	NR	555	701	NR	685	114	NR	815	2	NR	945	0	NR
430	180	NR	560	735	NR	690	98	NR	820	2	NR	950	0	NR
435	315	NR	565	768	NR	695	83	NR	825	2	NR	955	0	NR
440	514	NR	570	798	NR	700	71	NR	830	1	NR	960	0	NR
445	828	NR	575	825	NR	705	61	NR	835	1	NR	965	0	NR
450	992	NR	580	843	NR	710	52	NR	840	1	NR	970	0	NR
455	652	NR	585	848	NR	715	44	NR	845	1	NR	975	0	NR
460	382	NR	590	844	NR	720	38	NR	850	1	NR	980	0	NR
465	282	NR	595	826	NR	725	32	NR	855	1	NR	985	0	NR
470	180	NR	600	800	NR	730	28	NR	860	1	NR	990	0	NR
475	119	NR	605	762	NR	735	24	NR	865	1	NR	995	0	NR
480	101	NR	610	719	NR	740	20	NR	870	1	NR	1000	0	NR
485	98	NR	615	669	NR	745	17	NR	875	0	NR			

REPORT NUMBER: SP1-2407-157-5

**Scotopic Flux vs. Wavelength**



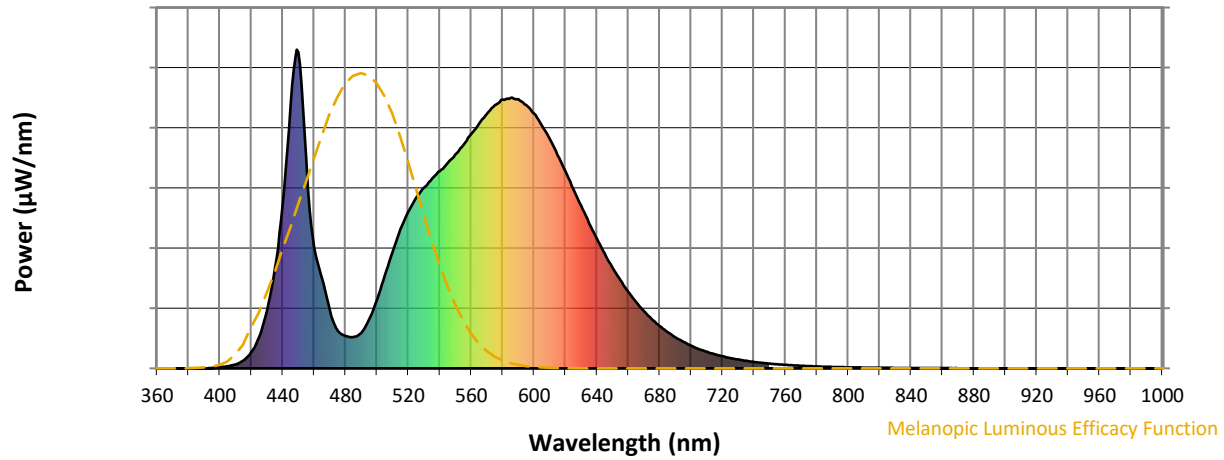
**Scotopic Lumens: NR**

**S/P: 1.49**

λ (nm)	Power W <sup>^</sup> /nm	Lumens (φ/nm)	λ (nm)	Power W <sup>^</sup> /nm	Lumens (φ/nm)	λ (nm)	Power W <sup>^</sup> /nm	Lumens (φ/nm)	λ (nm)	Power W <sup>^</sup> /nm	Lumens (φ/nm)	λ (nm)	Power W <sup>^</sup> /nm	Lumens (φ/nm)
360	0	NR	490	112	NR	620	618	NR	750	15	NR	880	0	NR
365	0	NR	495	153	NR	625	563	NR	755	13	NR	885	0	NR
370	0	NR	500	216	NR	630	510	NR	760	11	NR	890	0	NR
375	0	NR	505	291	NR	635	456	NR	765	9	NR	895	0	NR
380	0	NR	510	366	NR	640	407	NR	770	8	NR	900	0	NR
385	0	NR	515	436	NR	645	359	NR	775	7	NR	905	0	NR
390	0	NR	520	492	NR	650	316	NR	780	6	NR	910	0	NR
395	2	NR	525	536	NR	655	277	NR	785	5	NR	915	0	NR
400	4	NR	530	567	NR	660	240	NR	790	4	NR	920	0	NR
405	7	NR	535	596	NR	665	208	NR	795	4	NR	925	0	NR
410	12	NR	540	619	NR	670	179	NR	800	3	NR	930	0	NR
415	25	NR	545	644	NR	675	154	NR	805	3	NR	935	0	NR
420	51	NR	550	671	NR	680	133	NR	810	3	NR	940	0	NR
425	100	NR	555	701	NR	685	114	NR	815	2	NR	945	0	NR
430	180	NR	560	735	NR	690	98	NR	820	2	NR	950	0	NR
435	315	NR	565	768	NR	695	83	NR	825	2	NR	955	0	NR
440	514	NR	570	798	NR	700	71	NR	830	1	NR	960	0	NR
445	828	NR	575	825	NR	705	61	NR	835	1	NR	965	0	NR
450	992	NR	580	843	NR	710	52	NR	840	1	NR	970	0	NR
455	652	NR	585	848	NR	715	44	NR	845	1	NR	975	0	NR
460	382	NR	590	844	NR	720	38	NR	850	1	NR	980	0	NR
465	282	NR	595	826	NR	725	32	NR	855	1	NR	985	0	NR
470	180	NR	600	800	NR	730	28	NR	860	1	NR	990	0	NR
475	119	NR	605	762	NR	735	24	NR	865	1	NR	995	0	NR
480	101	NR	610	719	NR	740	20	NR	870	1	NR	1000	0	NR
485	98	NR	615	669	NR	745	17	NR	875	0	NR			

REPORT NUMBER: SP1-2407-157-5

**Melanopic Flux vs. Wavelength**



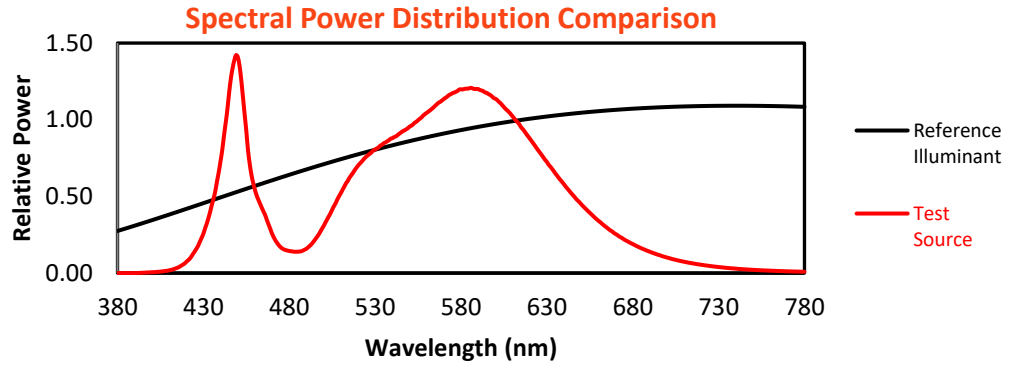
**Melanopic Lumens: NR**

**M/P: 2.88**

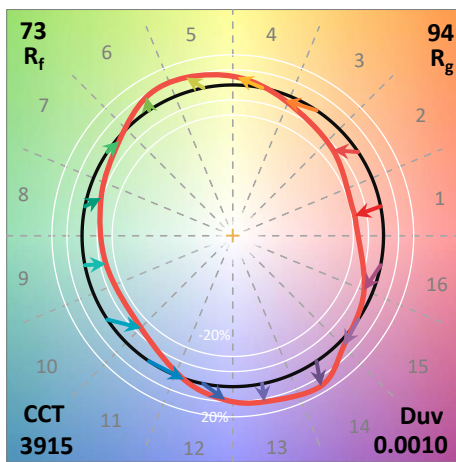
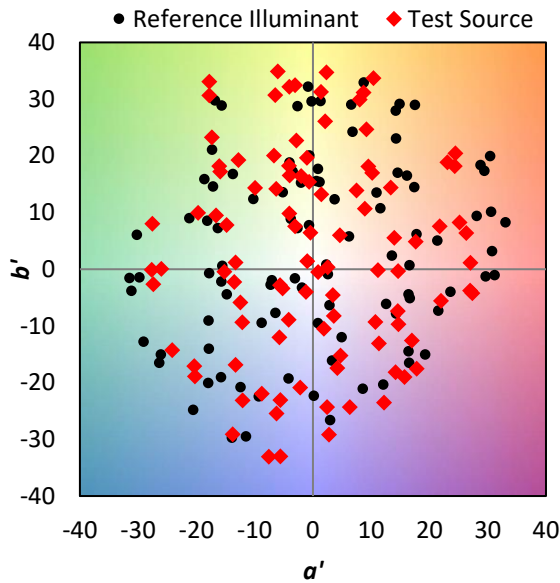
λ (nm)	Power W <sup>^</sup> /nm	Lumens (φ/nm)	λ (nm)	Power W <sup>^</sup> /nm	Lumens (φ/nm)	λ (nm)	Power W <sup>^</sup> /nm	Lumens (φ/nm)	λ (nm)	Power W <sup>^</sup> /nm	Lumens (φ/nm)	λ (nm)	Power W <sup>^</sup> /nm	Lumens (φ/nm)
360	0	NR	490	112	NR	620	618	NR	750	15	NR	880	0	NR
365	0	NR	495	153	NR	625	563	NR	755	13	NR	885	0	NR
370	0	NR	500	216	NR	630	510	NR	760	11	NR	890	0	NR
375	0	NR	505	291	NR	635	456	NR	765	9	NR	895	0	NR
380	0	NR	510	366	NR	640	407	NR	770	8	NR	900	0	NR
385	0	NR	515	436	NR	645	359	NR	775	7	NR	905	0	NR
390	0	NR	520	492	NR	650	316	NR	780	6	NR	910	0	NR
395	2	NR	525	536	NR	655	277	NR	785	5	NR	915	0	NR
400	4	NR	530	567	NR	660	240	NR	790	4	NR	920	0	NR
405	7	NR	535	596	NR	665	208	NR	795	4	NR	925	0	NR
410	12	NR	540	619	NR	670	179	NR	800	3	NR	930	0	NR
415	25	NR	545	644	NR	675	154	NR	805	3	NR	935	0	NR
420	51	NR	550	671	NR	680	133	NR	810	3	NR	940	0	NR
425	100	NR	555	701	NR	685	114	NR	815	2	NR	945	0	NR
430	180	NR	560	735	NR	690	98	NR	820	2	NR	950	0	NR
435	315	NR	565	768	NR	695	83	NR	825	2	NR	955	0	NR
440	514	NR	570	798	NR	700	71	NR	830	1	NR	960	0	NR
445	828	NR	575	825	NR	705	61	NR	835	1	NR	965	0	NR
450	992	NR	580	843	NR	710	52	NR	840	1	NR	970	0	NR
455	652	NR	585	848	NR	715	44	NR	845	1	NR	975	0	NR
460	382	NR	590	844	NR	720	38	NR	850	1	NR	980	0	NR
465	282	NR	595	826	NR	725	32	NR	855	1	NR	985	0	NR
470	180	NR	600	800	NR	730	28	NR	860	1	NR	990	0	NR
475	119	NR	605	762	NR	735	24	NR	865	1	NR	995	0	NR
480	101	NR	610	719	NR	740	20	NR	870	1	NR	1000	0	NR
485	98	NR	615	669	NR	745	17	NR	875	0	NR			

**Summary**

$R_f = 73.2$   
 $R_g = 93.9$   
 CIE  $R_a = 71.0$   
 $R_g = -38.4$

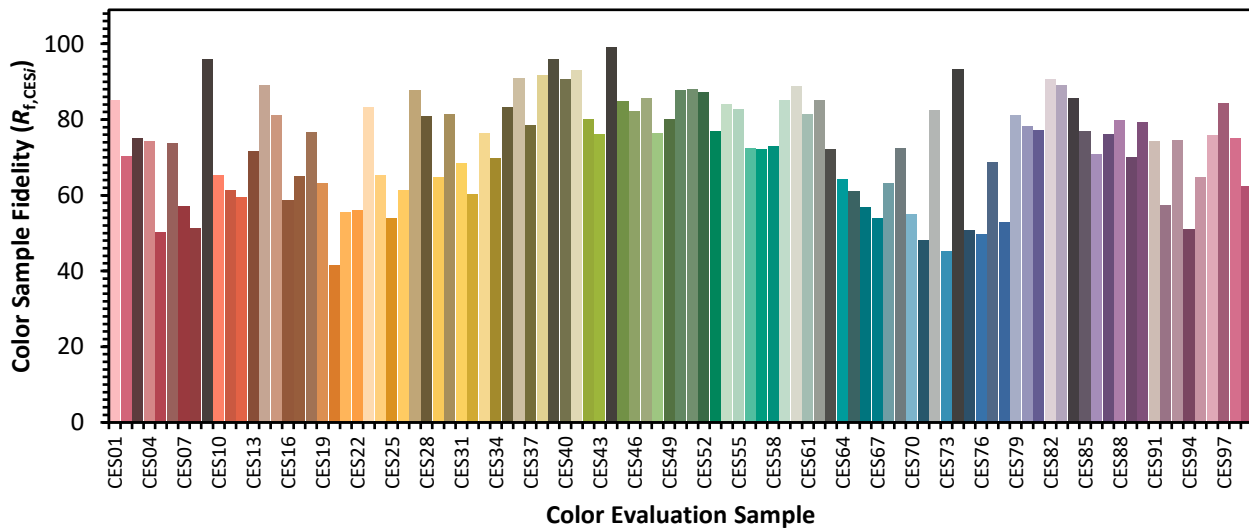


**Color Vector Graphics**



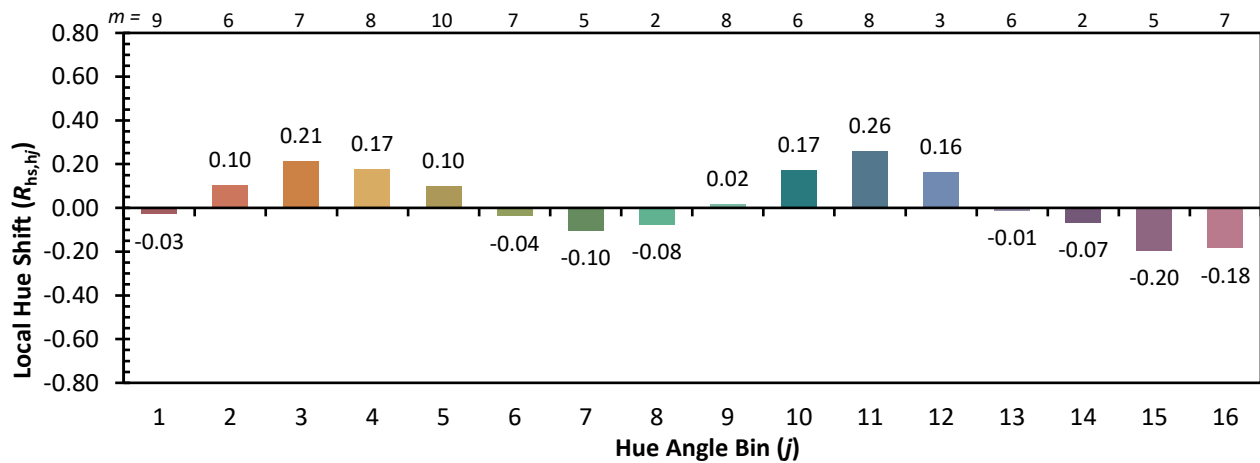
**Individual Sample Fidelity Index ( $R_{f,i}$ )**

CES01 = 85	CES26 = 61	CES51 = 88	CES76 = 50
CES02 = 61	CES27 = 88	CES52 = 87	CES77 = 69
CES03 = 30	CES28 = 81	CES53 = 77	CES78 = 53
CES04 = 70	CES29 = 65	CES54 = 84	CES79 = 81
CES05 = 47	CES30 = 81	CES55 = 83	CES80 = 78
CES06 = 50	CES31 = 69	CES56 = 73	CES81 = 77
CES07 = 40	CES32 = 60	CES57 = 72	CES82 = 91
CES08 = 39	CES33 = 76	CES58 = 73	CES83 = 89
CES09 = 29	CES34 = 70	CES59 = 85	CES84 = 86
CES10 = 74	CES35 = 83	CES60 = 89	CES85 = 77
CES11 = 57	CES36 = 91	CES61 = 81	CES86 = 71
CES12 = 63	CES37 = 79	CES62 = 85	CES87 = 76
CES13 = 42	CES38 = 92	CES63 = 72	CES88 = 80
CES14 = 74	CES39 = 96	CES64 = 64	CES89 = 70
CES15 = 71	CES40 = 91	CES65 = 61	CES90 = 79
CES16 = 46	CES41 = 93	CES66 = 57	CES91 = 74
CES17 = 49	CES42 = 80	CES67 = 54	CES92 = 57
CES18 = 56	CES43 = 76	CES68 = 63	CES93 = 74
CES19 = 72	CES44 = 99	CES69 = 73	CES94 = 51
CES20 = 65	CES45 = 85	CES70 = 55	CES95 = 65
CES21 = 86	CES46 = 82	CES71 = 48	CES96 = 76
CES22 = 78	CES47 = 86	CES72 = 83	CES97 = 84
CES23 = 92	CES48 = 77	CES73 = 45	CES98 = 75
CES24 = 91	CES49 = 80	CES74 = 93	CES99 = 62
CES25 = 72	CES50 = 88	CES75 = 51	





Color Rendition by Hue-Angle Bin



Measure Comparisons



(END OF REPORT)